


# Let's make a MESSY mask!

- 1 Cut along the red dotted line
- 2 Punch holes with a hole puncher where the white circles are
- 3 Knot 2 pieces of string and pass one through each holes
- 4 Choose your mask, tie it on and enjoy!



# Let's make a PUMPKIN mask!

- 1 Cut along the red dotted line
- 2 Punch holes with a hole puncher where the white circles are
- 3 Knot 2 pieces of string and pass one through each holes
- 4 Choose your mask, tie it on and enjoy!





# Let's make a CAT mask!

- 1 Cut along the red dotted line
- 2 Punch holes with a hole puncher where the white circles are
- 3 Knot 2 pieces of string and pass one through each holes
- 4 Choose your mask, tie it on and enjoy!



Let's make a  
BAT mask!






# Make a flying bat



- 1 Cut out all the shapes and make holes through the red and yellow dots.
- 2 Match the red dots on the wings to the red dots on the body and fasten with a string.
- 3 Thread a new long piece of string through the yellow hole and knot into place.
- 4 Punch a hole on the top of the head and fasten a piece of string so you can hang your bat puppet.
- 5 Pull the string to make your bat fly.



# Halloween biscuits



## You will need:



1/2 cup of softened butter



1 1/2 cups of flour



1/2 cup brown sugar



1 egg




Icing pens

- 1** Pre-heat the oven to 160°C. Mix the butter and sugar together in a big bowl.




- 2** Add the egg to the butter and sugar.



- 3** Add the flour.



- 4** Mix until you get a dough.



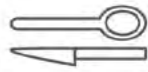
- 5** Flour the table and with a rolling pin, roll the dough out. Use cookie cutters or a cup to cut out biscuit shapes



- 6** Bake in the oven for 10-12 minutes or until lightly golden brown. Once cool, decorate with icing pens!



# Messy Pumpkin



You will need :

a pumpkin, a knife, a spoon, scissors, cocktail sticks and adults !

1 Cut the top off your pumpkin and scoop out the flesh.



2 Stick the face template on the pumpkin.



3 Ask an adult to cut the eyes, mouth and nose.



4 Attach the ears to cocktail sticks and attach to the top.

